


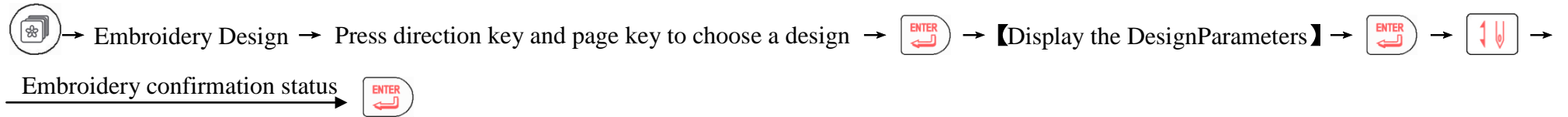


# BUTTERFLY MULTI-HEAD EMBROIDERY MACHINE CONTROL SYSTEM FAST MANUAL

## A. Input Designs



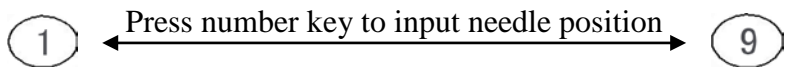
## B. Choose a Design



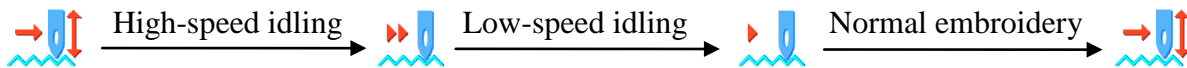
## C. Set Color Changing Sequence



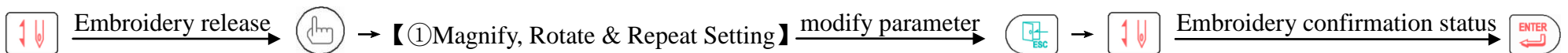
## D. Manual Color-Changing



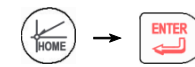
## E. Idling



## F. Manual modification method



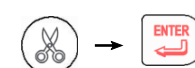
## G. Return to start point



## H. Return to stop point



## I. Manual Trimming





# BUTTERFLY MULTI-HEAD EMBROIDERY MACHINE CONTROL SYSTEM FAST MANUAL

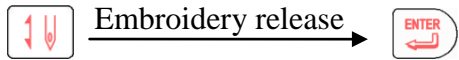
## J. Set cyclic embroidery



## K. Setting another start



## L. Embroidery preparation



## M. Positioning idling



## N. Design border operation



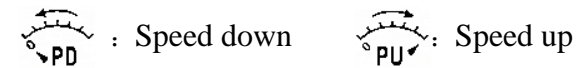
## O. Manual frame moving

Direction Key: 、、、; Speed Shift of Manual Frame-moving:

## P. Let Needle Down



## Q. Speed up、Speed down



## R. Turn the Main Shaft to 100° Manually

